


Guía en Pictogramas


RUTA DE LAS ALFOMBRAS

6 Lugares de Interés

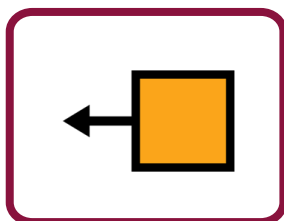





GUÍA INFORMATIVA



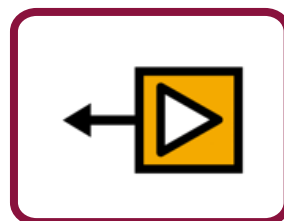
RECORRIDO



DE



LAS
ALFOMBRAS



DEL



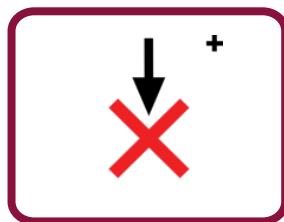
CORPUS
CHRISTI



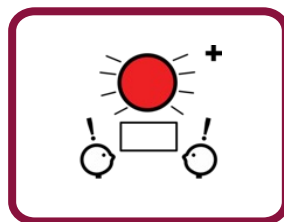
DE LA
OROTAVA



6



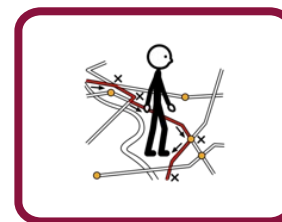
LUGARES



INTERESANTES



QUE TÚ



PUEDES
VISITAR

6 lugares de interés que visitar.

Autoría de los contenidos:

© Centro de Interpretación de Arte Efímero de las Alfombras de la Orotava.

Adaptación en Pictogramas

Yolanda Méndez Hernández.

Sincronía - AACCES

Comunicación Accesible.

Diseño y Maquetación:

Gara Hernández Hernández

SINCRONÍA

Autor pictogramas: Sergio Palao. Origen: ARASAAC (<http://www.arasaac.org>).

Licencia: CC (BY-NC-SA). Propiedad: Gobierno de Aragón (España)







Autora de pictogramas: Gara Hernández Hernández. Origen: Sincronía AACCES.

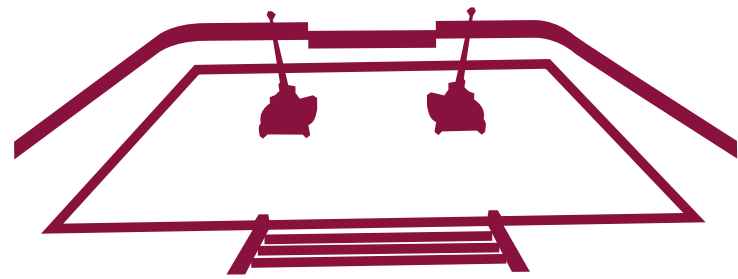
Licencia: CC. Propiedad: Sincronía AACCES.



Esta guía elaborada con pictogramas para la Comunicación de ARASAAC muestra el compromiso de La Asociación de Alfombristas de la Orotava por hacer del día del Corpus Christi, una experiencia más accesible para las personas que se expresan mediante Sistemas de Comunicación Aumentativa y Alternativa.


Índice

1		Plaza del ayuntamiento.....5
2		Iglesia de la Concepción.....11
3		Escultura homenaje al alfombrista.....19
4		Espacio rotativo de alfombristas invitados.....22
5		Casa Monteverde.....25
6		Monolito de la primera alfombra.....31



1. Plaza del Ayuntamiento de la Villa de la Orotava

1



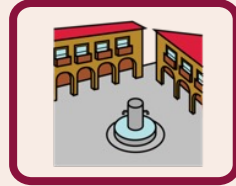
Plaza del ayuntamiento



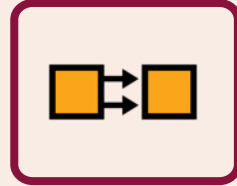
DESDE 1919



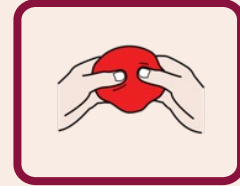
SE UTILIZA



ESTA PLAZA



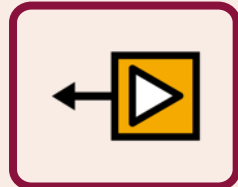
PARA



HACER



EL TAPIZ



DEL



AYUNTAMIENTO




EL TAPIZ



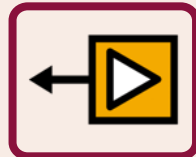
SE HACE



CON



ARENAS NATURALES



DEL



TEIDE




Asociación de Alfombristas
Villa de la Orotava



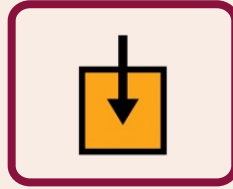
Ayuntamiento
VILLA DE LA OROTAVA



1




Plaza del ayuntamiento



EN




LA NATURALEZA



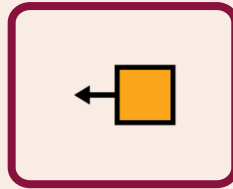
ENCONTRAMOS



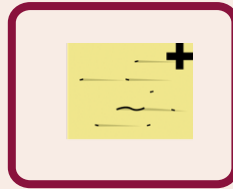
MÁS DE 17



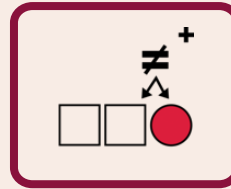
COLORES




DE



ARENAS



DIFERENTES



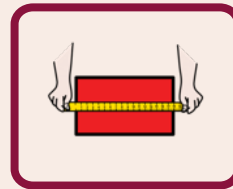
PERO



NO EL AZUL



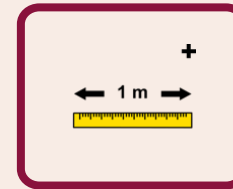
EL TAPIZ



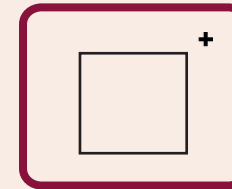
MIDE



900




METROS

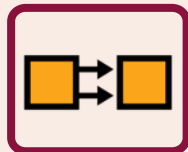


CUADRADOS

1



Plaza del ayuntamiento



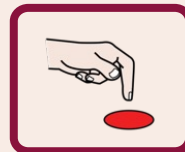
PARA



HACER




EL TAPIZ



SE NECESITAN



45



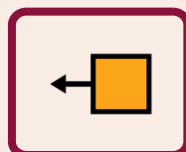
DÍAS




CADA AÑO



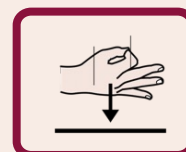
EL MOTIVO




DE



LA ALFOMBRA



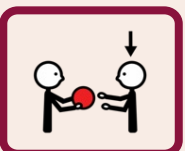
ES



DIFERENTE



EN EL AÑO
2007



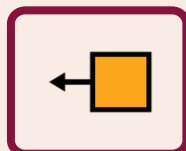
RECIBIÓ



EL PREMIO



AL TAPIZ



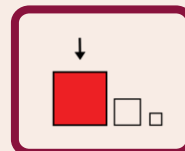
DE



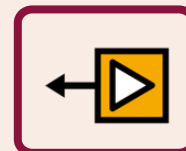
ARENA



MÁS



GRANDE



DEL



MUNDO



Asociación de Alfombristas
Vila de la Orotava




Ayuntamiento
VILLA DE LA OROTAVA



ARASAAC

1



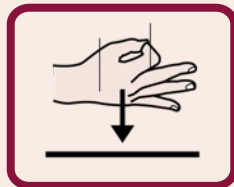
Plaza del ayuntamiento



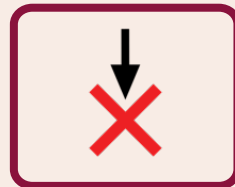
LA PLAZA



DEL AYUNTAMIENTO



ES



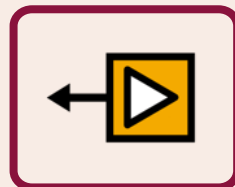
UN LUGAR



MUY IMPORTANTE



EL DÍA



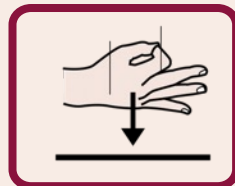
DEL




CORPUS CHRISTI




EL CORPUS CHRISTI




ES




UNA CELBRACIÓN



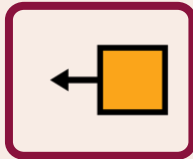
DEL CRISTIANISMO



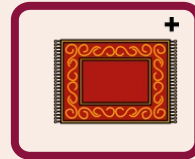
Plaza del ayuntamiento



EN EL RECORRIDO



DE



LAS ALFOMBRAS LA PROCESIÓN



HACE



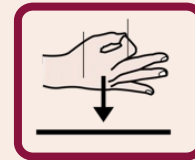
3 PARADAS



LA PLAZA



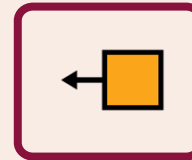
DEL AYUNTAMIENTO



ES



UNA PARADA



DE



LA PROCESIÓN



2. Iglesia de la Concepción

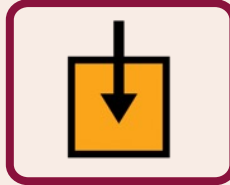
2



Iglesia de la Concepción



DURANTE LA
CONQUISTA



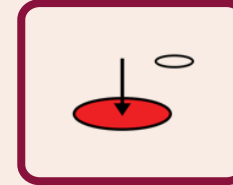
EN




EL SIGLO 15



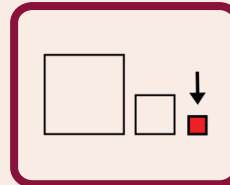
HABÍA



AQUÍ



UNA



PEQUEÑA



IGLESIA

2




Iglesia de la Concepción



EN




EL SIGLO 18



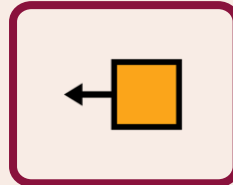
CONSTRUYERON




LA IGLESIA ACTUAL



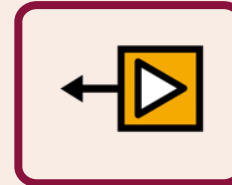
DESPUÉS



DE



LOS TERREMOTOS



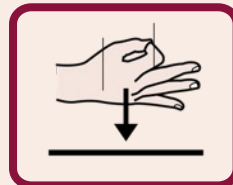
DEL



VOLCÁN DE GÜÍMAR



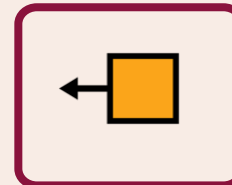
GÜÍMAR



ES



UN PUEBLO



DE



TENERIFE

LA ISLA DE TENERIFE

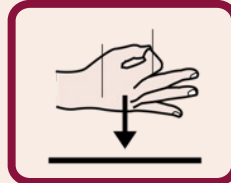
2




Iglesia de la Concepción




LA IGLESIA DE LA CONCEPCIÓN



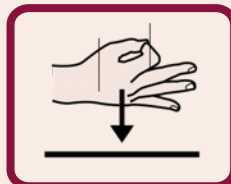
ES




UN MONUMENTO NACIONAL



UN MONUMENTO NACIONAL



ES



UN EDIFICIO



PROTEGIDO



POR EL ESTADO

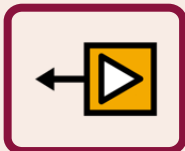
2



Iglesia de la Concepción



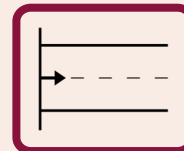
LA PROCESIÓN



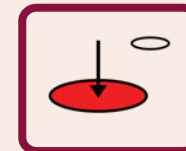
DEL




CORPUS CHRISTI



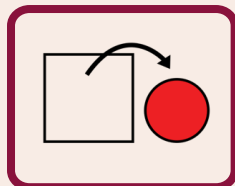
EMPIEZA




AQUÍ




SU RECORRIDO



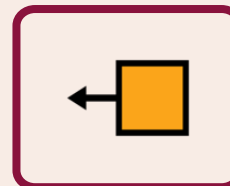
FUERA



Y



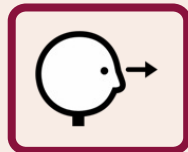
DENTRO



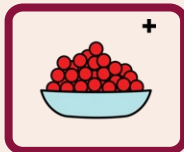
DE




LA IGLESIA DE LA CONCEPCIÓN



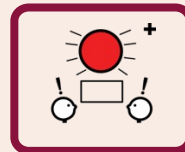
PUEDES VER



MUCHOS



ELEMENTOS INTERESANTES:



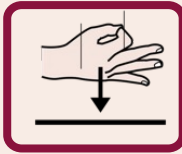
2



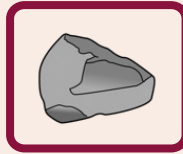
Iglesia de la Concepción



LA FACHADA



ES




DE PIEDRA



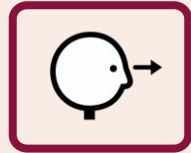
Y



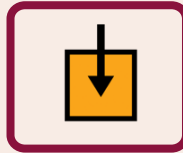

TIENE




FORMA CURVA




PUEDES VER LAS GÁRGOLAS



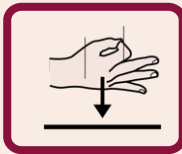
EN



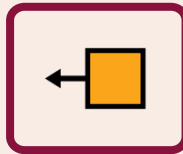
EL MURO



LAS GÁRGOLAS



SON



DE



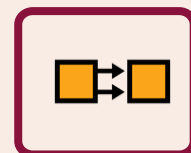
PIEDRA



Y



SE UTILIZAN



PARA QUE



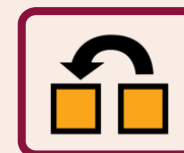
EL AGUA



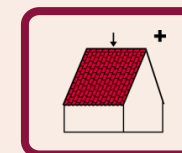
PUEDA SALIR



A LA CALLE



DESDE



LOS TEJADOS



Asociación de Almorristas
Vila de la Orotava



Ayuntamiento
VILLA DE LA OROTAVA



2



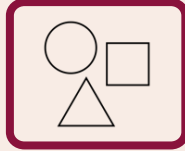
Iglesia de la Concepción




LA CÚPULA



TIENE



FORMA



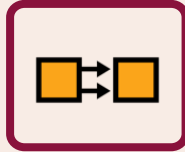
DE ARCO



Y



SE UTILIZA




PARA



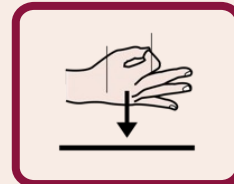
REPRESENTAR



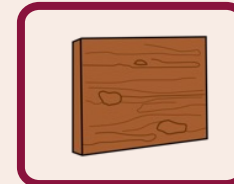
A LA OROTAVA



LOS ANDAS
DEL CORPUS



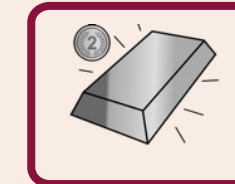
SON



DE MADERA



Y



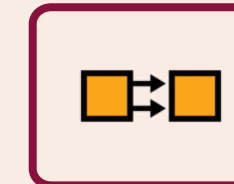
PLATA




LAS ANDAS



SE UTILIZAN



PARA



TRANSPORTAR



UNA IMAGEN
RELIGIOSA



Asociación de Almoneristas
Villa de La Orotava



Ayuntamiento
VILLA DE LA OROTAVA



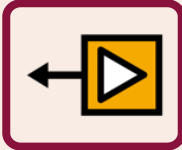
2



Iglesia de la Concepción



EL DÍA



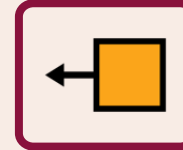
DEL



CORPUS
CHRISTI




EL ALTAR
MAYOR



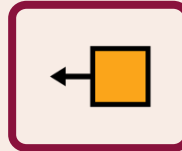
DE



LA IGLESIA



SE DECORA



DE



FORMA LLAMATIVA
Y ESPECIAL



3. Escultura homenaje al alfombrista

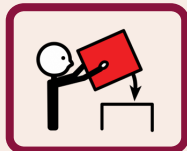
3



Escultura homenaje al alfombrista



ESTE MONUMENTO



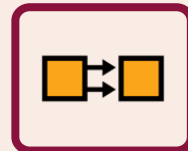
SE INSTALA



EN



EL AÑO 1977



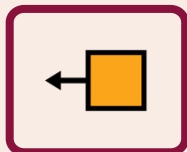
PARA



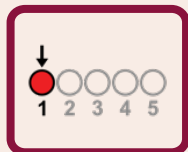
CELEBRAR




EL 150 ANIVERSARIO



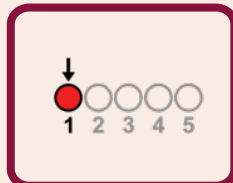
DE



LA PRIMERA



ALFOMBRA



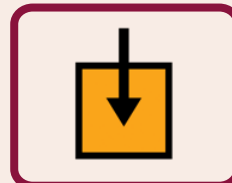
LA PRIMERA



ALFOMBRA



SE HIZO



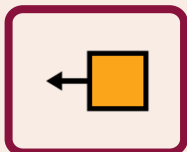
EN



EL AÑO 1847



ES LA ESCULTURA




DE



UN ALFOMBRISTA



COLOCANDO



PÉTALOS DE FLORES



Y



Asociación de Alfombristas Villa de La Orotava



Ayuntamiento VILLA DE LA OROTAVA




3



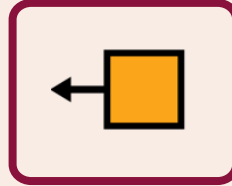
Escultura homenaje al alfombrista



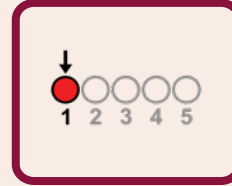
MUESTRA



EL BOCETO ORIGINAL




DE



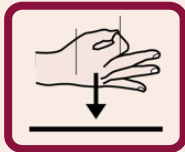
LA PRIMERA



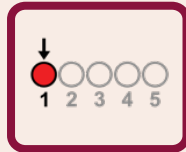
ALFOMBRA



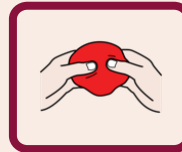
ESTA ALFOMBRA




FUE



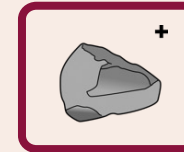
LA PRIMERA



HECHA



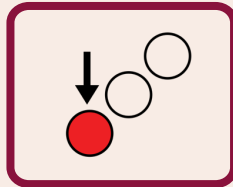
SOBRE



LOS ADOQUINES



EN EL PASADO



ESTE



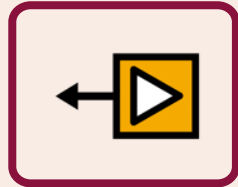
LUGAR



SE LLAMABA



PLAZA



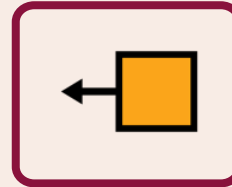
DEL



TEATRO



O



DE



LAS MONJAS



Asociación de Alfombristas
Villa de La Orotava



Ayuntamiento
VILLA DE LA OROTAVA



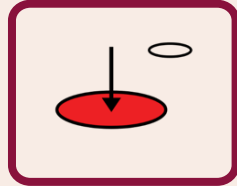


4. Espacio rotativo de alfombristas invitados

4



Espacio rotativo de alfombristas invitados



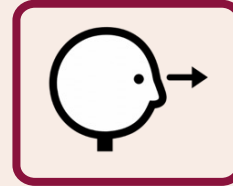
AQUÍ



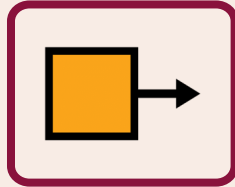
EN



LA CALLE
COLEGIO



PODEMOS
VER



A



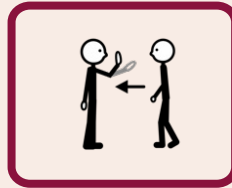
LOS ALFOMBRISTAS



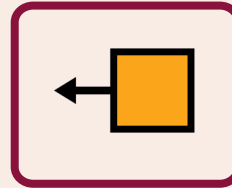
INVITADOS



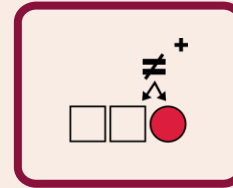
ESTOS
ALFOMBRISTAS



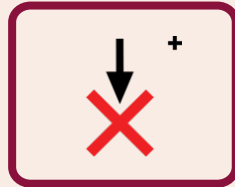
VIENEN



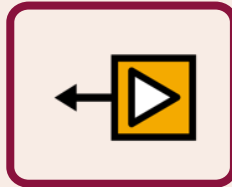
DE



DIFERENTES



LUGARES



DEL



MUNDO



Asociación de Alfombristas
Villa de la Orotava



Ayuntamiento
VILLA DE LA OROTAVA

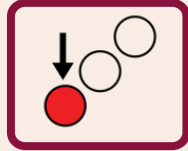


ARASAAC

4



Espacio rotativo de alfombristas invitados



ESTE




AÑO 2023



LOS ALFOMBRISTAS



INVITADOS



VIENEN



DE HUMANTLA MÉXICO



EN



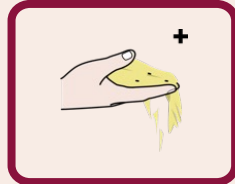
SU



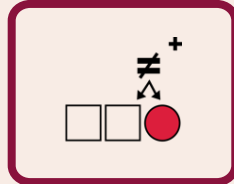
ALFOMBRA



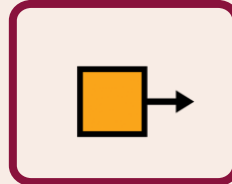
UTILIZAN




MATERIALES



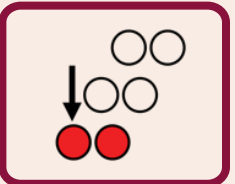
DIFERENTES



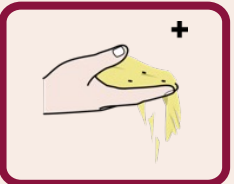
A



LOS NUESTROS



ESTOS



MATERIALES



MUESTRAN



LA TRADICIÓN DE SU PAÍS



Asociación de Alfombristas Villa de La Orotava



Ayuntamiento VILLA DE LA OROTAVA

ARASAAC



5. Casa Monteverde


5



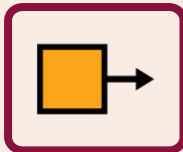
Casa Monteverde



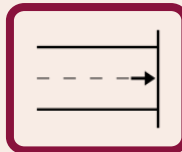
LA CASA MONTEVERDE



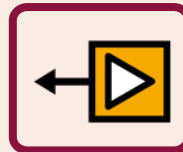
SE CONSTRUYÓ



A



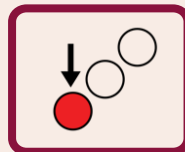
FINALES



DEL



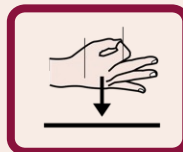
SIGLO 17



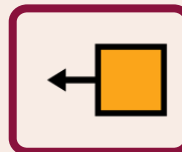
ESTA



CASA



ES



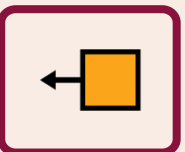
DE



LA FAMILIA MONTEVERDE



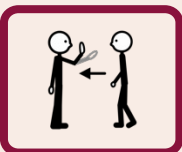
UNA FAMILIA



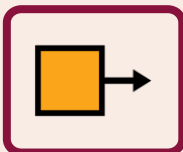
DE




COMERCIANTES ITALIANOS



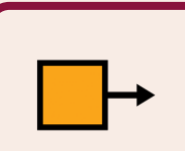
QUE VINIERON



A



VIVIR




A



LA OROTAVA



EN



EL SIGLO 17



Asociación de Almorristas Vila de la Orotava



Ayuntamiento VILLA DE LA OROTAVA

ARASAAC

5



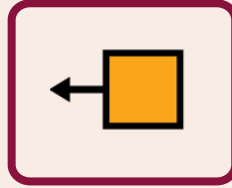
Casa Monteverde



ESTA FAMILIA




TRAJO



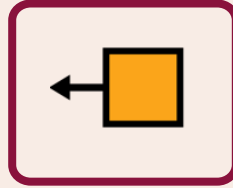
DE



ITALIA



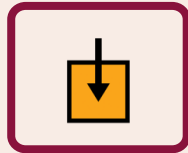
LAS ALFOMBRAS



DE



FLORES



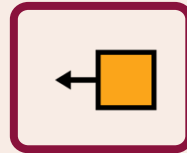
EN



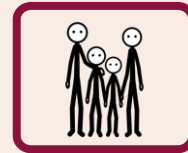
1847



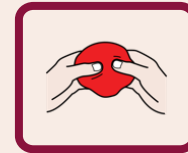
DOS MUJERES



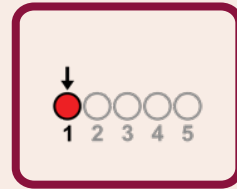
DE




ESTA FAMILIA



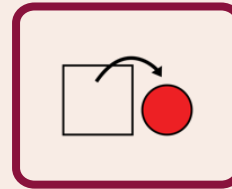
HICIERON



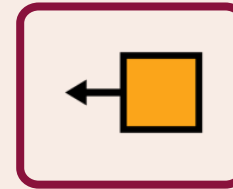
LA PRIMERA




ALFOMBRA



POR FUERA



DE



ESTA CASA



Asociación de Almorristas
Villa de La Orotava



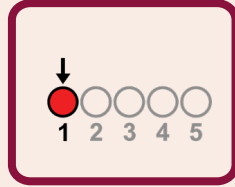
Ayuntamiento
VILLA DE LA OROTAVA

 ARASAAC


5



Casa Monteverde



PRIMERO



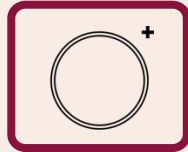
UN VECINO



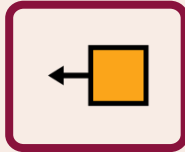
DE APELLIDO VALLADARES



UTILIZÓ



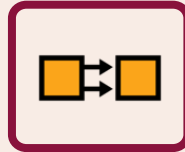
AROS



DE



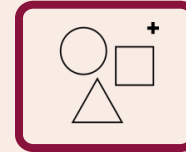
BARRICAS DE VINO




PARA



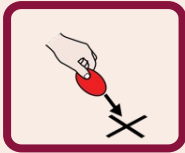
HACER




FIGURAS GEOMÉTRICAS




DESPUÉS



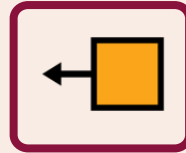
COLOCARON



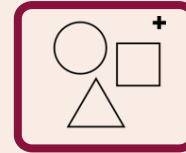
PÉTALOS DE FLORES



DENTRO



DE



LAS FIGURAS



Asociación de Almoneristas Villa de la Orotava




Ayuntamiento VILLA DE LA OROTAVA

ARASAAC

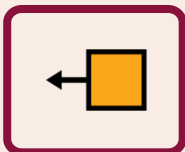
5



Casa Monteverde



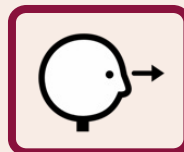
ENFRENTA



DE



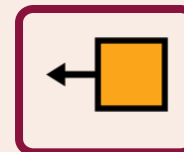
LA CASA MONTEVERDE



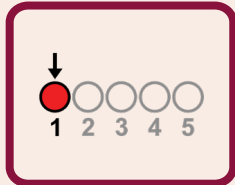
PUEDES VER



EL BOCETO ORIGINAL



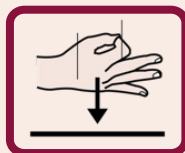
DE



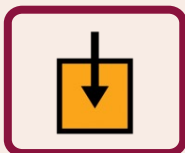
LA PRIMERA



ALFOMBRA



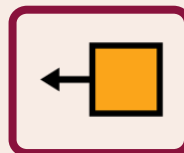
ESTÁ



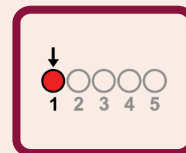
EN



EL MONOLITO



DE



LA PRIMERA



ALFOMBRA

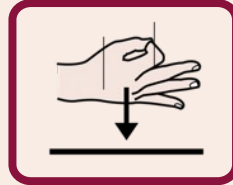
5



Casa Monteverde



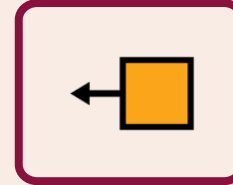
LA CASA
MONTEVERDE



ES



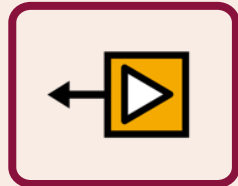
UNA PARADA



DE



LA PROCESIÓN



DEL



CORPUS CHRISTI



6. Monolito de la primera alfombra

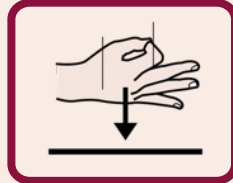
6



Monolito de la primera alfombra




EL MONOLITO



ES



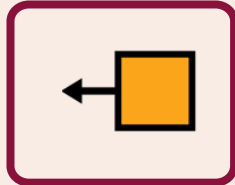
UN MOSAICO



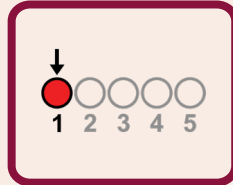
QUE REPRESENTA



EL BOCETO ORIGINAL



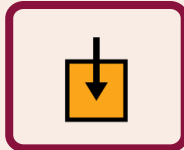
DE



LA PRIMERA



ALFOMBRA




EN



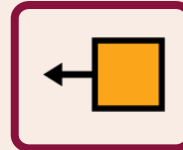
1997



SE INSTALA



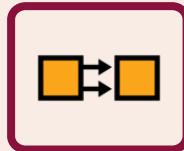
ENFRENTA



DE



LA CASA MONTEVERDE



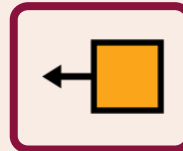
PARA



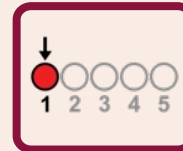
CELEBRAR



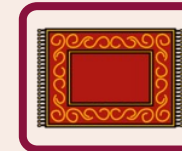
EL 150 ANIVERSARIO



DE



LA PRIMERA



ALFOMBRA



Asociación de Alfombristas Villa de La Orotava



Ayuntamiento VILLA DE LA OROTAVA

ARASAAC

6



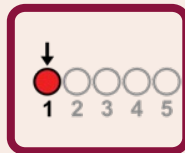
Monolito de la primera alfombra




LA FAMILIA
MONTEVERDE



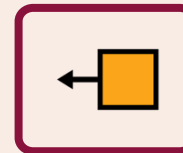
HIZO




LA PRIMERA



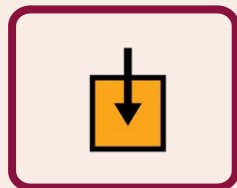
ALFOMBRA



DE



FLORES




EN



EL AÑO 1847

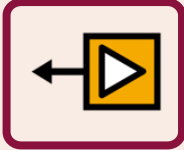
6



Monolito de la primera alfombra



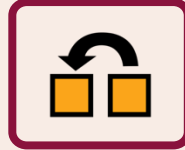
EL DÍA



DEL



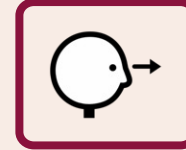
CORPUS CHRISTI



DESDE



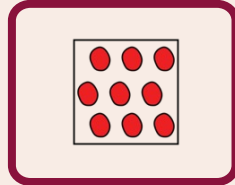
EL MONOLITO



PODEMOS VER



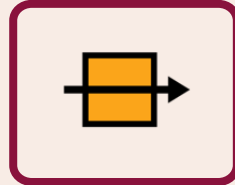
LA CALLE
COLEGIO




TODA



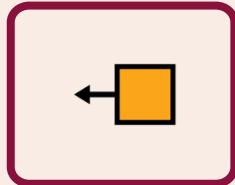
CUBIERTA



POR



ALFOMBRAS



DE

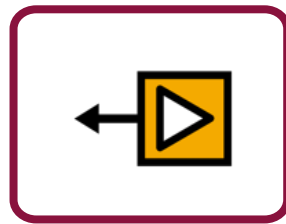


FLORES

Información sobre el Centro de Interpretación de Arte Efímero: Alfombras de la Orotava.



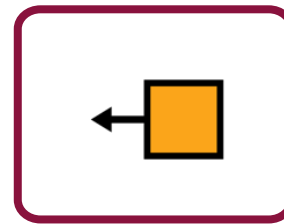
INFORMACIÓN




DEL



MUSEO



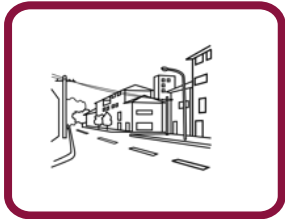
DE



LAS ALFOMBRAS



Dirección



CALLE
SAN FRANCISCO



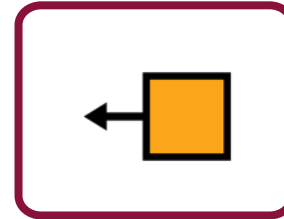
NÚMERO 5



EN




EL MUNICIPIO



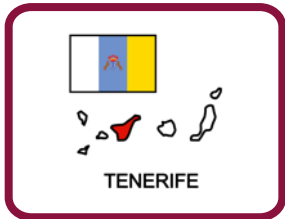
DE



LA OROTAVA



EN



TENERIFE



Teléfono

9 2 2 3 3 6 3 4 5



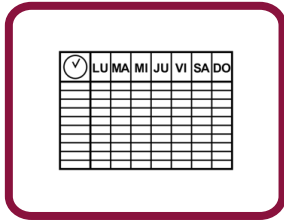
Página web

www.alfombristasorotava.com

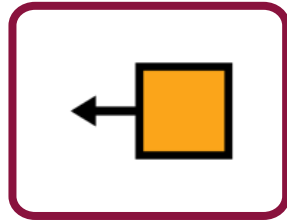


Dirección de email

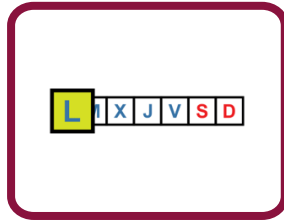
info@alfombrasorotava.com



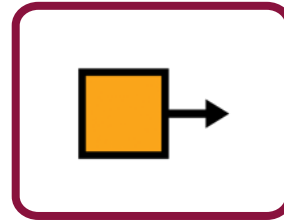
HORARIO



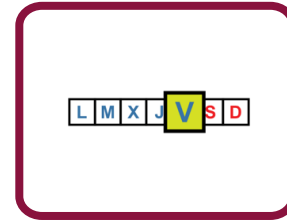
DE



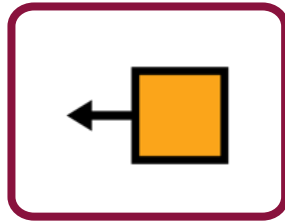
LUNES



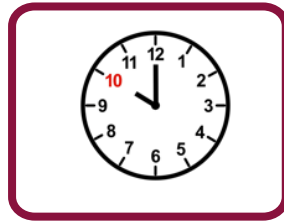
A



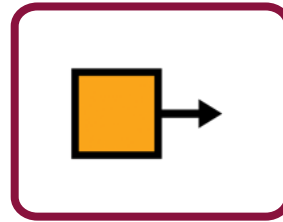
VIERNES



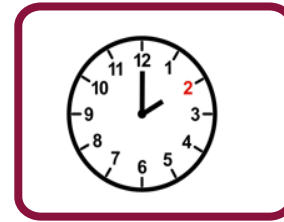
DE



10:00



A



14:00

